

SCHLÜSSELBAUER PRESENTS:

Modular plants and systems for production and handling of concrete pipes, manhole components and special elements.

PRECISE

EXACT 2500

EXACT XL

MAGIC

RINGMASTER

PERFECT


SCHLÜSSELBAUER 
Technology for people

PRECISE



Product parameters:

- Up to Ø 32 inch (820 mm) ext. dimension, twin production
- Up to Ø 71 inch (1800 mm) or 42 x 42 inch (1060 x 1060 mm) ext. dimension, single production
- Up to 8 ft. (2500 mm) building height
- Up to 8300 lbs. (3800 kg) product weight



Production machine for reinforced and non-reinforced pipes, manhole components, road side channels and pipe connection parts.

RANGE OF PRODUCTS:

- Reinforced and non-reinforced pipes in single or twin production
- Manhole components (manhole rings, cones, manhole pipes)
- Pipe connection pieces
- Non-circular diameter concrete products
- Road side channels
- Special products upon request

PLANT CONCEPT:

- PRECISE as sole production machine. With manual product transport.
- PRECISE as fully automatic production system. Including production, transport and storage of the products, as well as cleaning, oiling and the manipulation of the headers and pallets.

PERFORMANCE PROFILE:

- Single and twin production possible.
- Short change-over times due to the automatic mould-quick-change-system.
- Top product quality.



Product parameters:

- Up to Ø 32 inch (820 mm) ext. dimension, twin production
- Up to Ø 74 inch (1900 mm) ext. dimension, single production
- Up to 8 ft. (2500 mm) building height
- Up to 13200 lbs. (6000 kg) product weight



Modular, fully automatic production system for concrete pipe and manhole components

RANGE OF PRODUCTS:

- Reinforced and non-reinforced pipes in single or twin production
- Jacking pipes
- Manhole components (manhole rings, cones, manhole cones, manhole pipes)
- Pipe connection pieces
- Non-circular diameter concrete products
- Special products upon request

PLANT CONCEPT:

- EXACT 2500 as sole production machine. With manual product transport.
- EXACT 2500 as fully automatic production system. Including production, transport and storage of the products, as well as cleaning, oiling and the manipulation of the headers and pallets.

PERFORMANCE PROFILE:

- Single and twin production possible.
- Production with or without headers, with the patented EXACT-mode for top product quality.
- "Just-in-time"-production due to the automatic mould-quick-change-system.
Mould exchange and handling in less than 60 minutes!
- Minimum in personal requirement (One-man-operation possible).

EXACT XL



Product parameters:

Up to Ø 144 inch (3600 mm) nominal width

Up to 12 ft. (3600 mm) building height

Up to 66000 lbs.. (30000 kg) product weight



Versatile machine for the manufacture of concrete products in large dimensions in single-step production.

RANGE OF PRODUCTS:

- Reinforced and non-reinforced concrete pipes in single production
- Jacking pipes
- Manhole components (manhole rings, cones in concentric or eccentric style, manhole pipes)
- Non-circular diameter concrete products
- Special products upon request

PLANT CONCEPT:

- EXACT XL as sole production machine with manual product transport.
- EXACT XL as fully automatic production system. Including production, transport and storage of the products, as well as cleaning, oiling and the manipulation of the headers and pallets.

PERFORMANCE PROFILE:

- Single production with one station or operation as a multiple-station plant.
- Production with optional use of top pallets.
- Optional use of TRANSEXACT automated crane for combined steadily handling of fresh and cured products, headers and pallets.



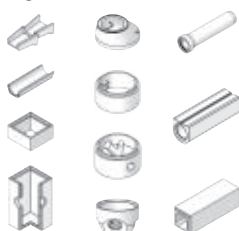
Product parameters MAGIC 1501:

- Up to Ø 32 inch (820 mm)
- Up to Ø 60 inch (1500mm)
- Up to 42 x 42 inch (1060 x 1060 mm)
- Up to 8 ft. (2500 mm) building height
- Up to 5500 lbs. (2500 kg) product weight

Product parameters MAGIC 2500:

- Up to Ø 32 inch (820 mm) ext. dimension, twin production
- Up to Ø 106 inch (2700 mm) ext. dimension, single production
- Up to 75 x 75 inch (1900 x 1900 mm) ext. dimension, single production
- Up to 40 inch (1000 mm) building height
- Up to 6600 lbs. (3000 kg) product weight

Magic 1501



Flexible production machine for a wide product range including manhole components such as risers, adjustment rings, cones, catch basins and pipes with rebated joints in high volumes.

RANGE OF PRODUCTS:

- Manhole rings and manhole cones
- Sewage rings and chamber rings
- Pipe connection pieces
- Rectangular manholes
- Special products upon request

Magic 2500



PLANT CONCEPT:

- MAGIC as sole production machine. With manual product transport.
- MAGIC as fully automatic production system. Including production, transport and storage of the products, as well as cleaning, oiling and the manipulation of the headers and pallets.

PERFORMANCE PROFILE:

- Single and twin production possible.
- One-man operation possible.
- Automatic mould-quick-change system enables just-in-time production.
- Modular plant concept.

RINGMASTER



Product parameters:

Up to Ø 43 inch (1100 mm)

or 31 x 31 inch (780 x 780 mm) ext. dimension

Up to 12 inch (300 mm) building height

Up to 550 lbs. (250 kg) product weight



Machine for production of lightweight reinforced or non-reinforced, round or square concrete products.

RANGE OF PRODUCTS:


- Adjustment rings with and without rebated joint
- Covers and cover plates
- Concrete frame parts
- Road side channels, drainage products
- Small format manhole rings
- Special products upon request

PLANT CONCEPT:

- RINGMASTER as sole production machine. With manual handling and product transport with electric cart.
- RINGMASTER with semi-automatic handling. With product ejector and electric cart.
- RINGMASTER as fully automatic production system. All functions including packaging of the products are covered.

PERFORMANCE PROFILE:

- Production without bottom pallets possible, which enables a very efficient packaging of the products already during production (no bottom pallet management required).
- Production of covers, plates and difficult concrete elements without bottom pallets.
- RINGMASTER requires no machine pit, therefore it is quickly assembled and put in operation.
- Fast and simple mould exchange possible.
- Simple one-man operation.



Products:

- Nominal diameter: from Ø 32 up to Ø 60 inch (800 - 1500 mm)
- Pipe connections: up to 40 inch (1000 mm)
- Wall thickness: from 5 up to 15 inch (120 - 380 mm)
- Channel height: up to 20 inch (500 mm)
- Clear height: 21 up to 55 inch (550 - 1400 mm)
- Overall height: 27 up to 63 inch (700 - 1600 mm)

Individual definable:

- Inclination of the channel (e.g. 1:20)
- Inclination of the berm
- Position of the in- and outlets
- Number of connections

PERFECT-production system for storm drain- and sewage monobases. Products are customized according to the requirements of the project and available in an unique monolithic quality within less than 24 hours.

RANGE OF PRODUCTS:

- Custom made: The number, diameter and position of the required pipe connections as well as the height and decline of the inlets can be individually adapted.
- Monolithic - in one pour. Constant defined quality of concrete (e.g. C40/50 or C60/75) in the whole product.
- Connections of all pipe types possible: Concrete, ferroconcrete, fiber-cement, stoneware, PVC, PEHD, PUR, cast, etc.

PLANT CONCEPT:

- PERFECT production system as combination of high class mould equipment and state of the art hot wire cutting technique for true to the size products, with hand operated product handling.
- PERFECT production system inclusive scheduling and logistics. Starting at the comprehensive registration of all product data and job preparation, up to the production, storage and customized productmarking, all production steps are integrated in the system.
- PERFECT production system as fully automated plant inclusive TRANSEXACT crane.

PERFORMANCE PROFILE:

- High quality, industrial made concrete manhole bases, optionally in a variety of concrete qualities.
- Production capacity adjustable to the customers requirements, more shifts a day are possible.
- Economical assignment of resources by ways of reduced material costs and optimated manpower requirements.

TECHNOLOGY FOR PEOPLE



CONTACT

SCHLÜSSELBAUER TECHNOLOGY GmbH & Co KG

A-4673 Gaspoltshofen / Austria

Tel: (43) 7735-71 44-0 · Fax: (43) 7735-7144-56

E-mail: sbm@sbm.at

SCHLÜSSELBAUER NORTH AMERICA LLC

1410 Donelson Pike B-3 · Nashville, TN 37217 / USA

Tel: (1) 615-361-8813 · Fax: (1) 615-361-8816

Email: thiggins@sbt-na.biz

www.sbm.at · www.perfectsystem.eu